



1. SEND EMAIL INCLUDING CONTACT INFORMATION, IMAGE FILES AND IDEAS

** Please see the Image Requirements PDF for more in-depth information about what files are accepted.*

The initial email should include the following:

Logo, Mascot... Etc.

- Image Files (*see image requirement pdf*)

Contact Information

- Full name
- School or Club
- Billing Address
- Shipping Address
- Phone Number
- Email
- Tax ID

Team Information

- Mascot Name
- Team Sayings
- Team Colors (*if you have pantones include*)
- Team Font (*please provide name*)

Desired Products & Estimated QTY

- MMA Shorts, Singlet, Performance Tees, Warm Ups... etc.
- List an estimated QTY (*for quote purposes*)

Desired Product Style

- Application: Sublimated, Embroidered, Transfer, Screen
- Fabric: Polyester, Cotton, Tri-Blend, Burn Out... etc.

Desired Design Style

- Colors: Pantone or CMYK
- Typeface/Font: List specific fonts or styles wanted
- Style/Look: Grunge, Traditional, Busy, Simple, Collegiate, Vintage, Flashy... etc.
- Texture/Patterns: Plaid, Word Patterns, Stripes, Polka Dots, Distressed, Paint Splatter... etc.

2. THE INITIAL PROOF WILL GENERATE IN A 48 HOUR PROCESS (2 BUSINESS DAYS)

Along with the initial proof, a quote will also be included the email.

*** Please note that when a proof is requested it goes into a production schedule by the order in which it is received.*

3. MAKE AN ACCOUNT AND REGISTER ON OUR ONLINE STORE

Registering on our online store will allow your team's products to be linked to only your team. Be the first to see amazing deals and keep up with our new products by signing up for our mailing list.



4. MAXIMUM OF 3 PROOF MODIFICATIONS PER GARMENT FOR FREE (CHARGES APPLY AFTER 3)

As a reminder because we do not have setup or graphics fees, we ask to keep the modifications at 3 per garment style, please go about your designs carefully. If you have an idea at the beginning please tell us before designing.

5. APPROVE YOUR FINAL PROOF

Once you are happy with your proof, your sales associate will ask you to send your approved files back to them with a email stating "I approve the attached proof." This is necessary if you have had modifications on a proof.

6. PROOF IS UPLOADED TO OUR ONLINE STORE



After approval, the proof is uploaded to our online store and linked to registered users or team group.

SHIP TIME TO BE DETERMINED, BASED ON DESIGN AND WORK LOG STATUS.



1. CRADLE GEAR ACCEPTS THESE FILE TYPES:


ORIGINALLY Created in:

<p>PREFERRED</p> <p>Illustrator</p>  <p>Required Files</p> <p>.ai .eps</p>	<p>Alt. option if no illustrator</p> <p>Photoshop</p>  <p>Required Files</p> <p>.psd .eps</p> <p><i>*must be in layers NOT FLATTENED</i></p>	<p>Last Resort</p> <div style="border: 1px solid gray; padding: 10px;"> <ul style="list-style-type: none"> • If you do not have the preferred or alternate option please let us know and we can create your team a new logo. • Please realize if we make your logo in vector form your first initial proof may take longer. </div>
--	---	--

2. REQUIREMENTS & HELPFUL IDEAS FOR WHEN SENDING FILES:

- All logos given must be in separate files.
- If your team has specific **pantone colors** please list them in your email when you send your files.
- If your team has specific **typefaces/font** please list them in your email when you send your files. *(If we do not have your font we will match them as close as possible)*
- If your team has specific **texture/pattern** please list them in your email when you send your files. *(Example: Edinboro has a plaid pattern; Medina Stingers have a honeycomb texture)*

3. HIGH RESOLUTION VS. LOW RESOLUTION:





CRADLE GEAR USA

IMAGE REQUIREMENTS FOR APPAREL/GEAR DESIGN
#CREATINGALEGACY

E: Sales@CradleGearUSA.com P: (330)225-0915 F: (440)212-7037 W: www.CradleGearUSA.com A: 2968 Nationwide Parkway, Brunswick, OH 44212

4. VECTOR VS. RASTER GRAPHIC

REQUIRED

Vector File: Can be edited



REQUIRED

Vector File: Not flattened image, has a transparent background



NOT ACCEPTABLE

Raster File: Cannot be edited, is one object



NOT ACCEPTABLE

Raster File: Is a flattened image with a background

